

GIFT CARD USAGE via THE ONLINE SHOP

1. For wine club members, please login to your account and you will find your Gift Card under the Account Details Tab as per Figure #1 if it has been linked to your account.

For non-members, go to Step 2.

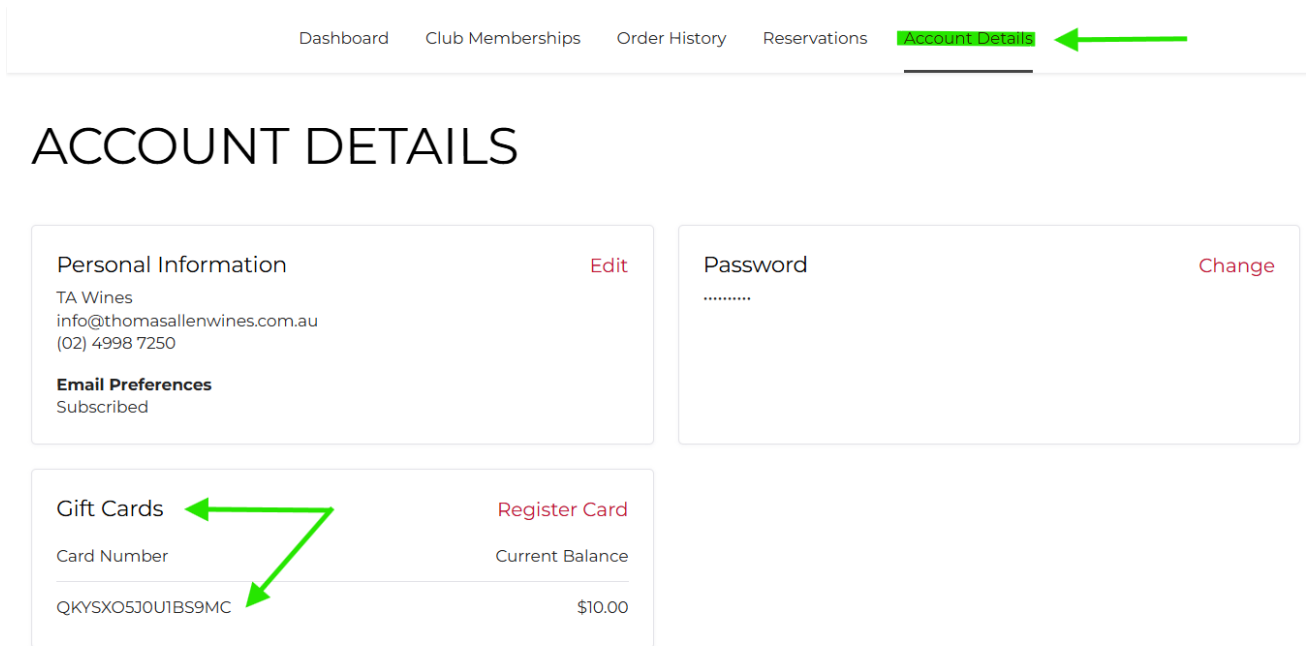
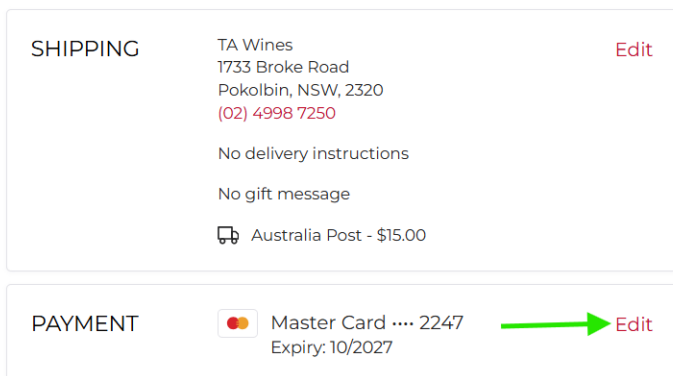


Figure 1: Gift Card Location

2. Complete your order and click on PROCEED TO CART. Then click on the EDIT button within the Payment area. If your gift card is assigned to your membership account, your gift card will be listed here, and you click on it to redeem the amount OR
3. If you have been sent a Gift Voucher and have a 16-digit code, you will see an ADD A GIFT CARD button for you to enter your code.

REVIEW



PLACE ORDER

Figure 2: Click on Edit in the Payment Section

PAYMENT

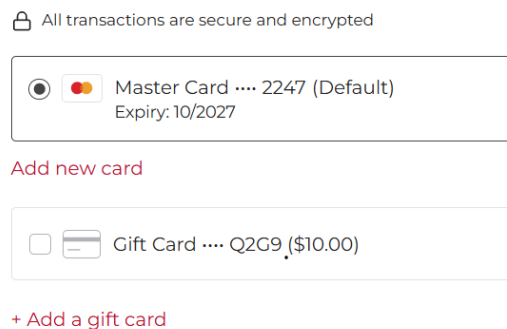


Figure 3: Click on the listed card or Add a Gift Card